

# GRACELINK@HOME

Beginner Year B, Quarter 3, July



**Big Community Idea:**  
Families work together.

**Big Story:**  
Joash, the Boy King  
2 Kings 11; 12:1-16

**Big Question:**  
How can I work with my family today?

## Big Verse:

Sing the memory verse to the tune of the verse of "Jesus Loves Me."  
"Work together as a team, Work together as a team,  
Work together as a team. Work together as a team."  
Philippians 1:27



## Morning Time:

As you pick your child up:

- Say good morning.
- Tell them how important they are to you and how glad you are that they are a part of your family.
- Today we are going to help each other and work together.

## Morning Prayer Time:

Dear Jesus, thank you for my food, and thank you for giving me a family. I know I am an important part of my family.



## Play Time:


As you do the today's activities talk about caring families:

- Play hide-and-seek. Your child hides like Joash while you look for them.
- Make a pretend or real birthday cake. Play having a birthday party singing happy birthday to baby Joash. Blow out a pretend candle or seven real candles as you count to seven.
- Use blocks to build a tower together. Talk about how Joash rebuilt the Temple.
- Do some work together (setting the table or picking up toys). Comment how much easier and more fun it is to work together?
- Sing "The Helping Song." (Little Voices Praise Him, 297)



## Bed Time:

- Read or tell your child a story from the Bible or Gracelink lesson. Encourage the child to do the suggested actions. Tell them that we can show love too.
- Ask them how we as a family can also work together and help each other.



## Prayer Time:

- Hug your child and encourage them to say a short prayer.
- Pray thanking God for our wonderful family. Ask for His help to as we work with others. Thank Him for always loving us.

# GRACELINK@HOME

Beginner Year B, Quarter 3, August



**Big Service Idea:**  
I can share God's love.

**Big Story:**  
Captain Naaman's  
Little Maid  
2 Kings 5:1-17

**Big Question:**  
How can I share  
God's love with  
others today?

## Big Verse:

"**Serve each other** (put hands together, palms up, and move hands outward as if offering something to someone else) **with love** (cross arms over chest)"  
**Galatians 5:13** (palms together, then open).



## Morning Time:

- As you pick your child up:
  - Say good morning.
  - Tell them how much you love them.
  - Tell them how happy it makes God when we share His love with others

## Morning Prayer Time:

"Dear Jesus, Thank you for helping me each day. Help me today to find ways to show your love to other people today. Amen"



## Play Time:


During the following activities talk about loving people:

- Let your child help you do some simple jobs around the house like Little Maid did for Mrs Naaman.
- Place some small white stickers on your child's skin to experience how Naaman's skin looked.
- Help your child pretend to be a doctor and help make favourite dolls or soft toys well.
- In the bath let your child step in and out of the water 7 times as Naaman did. Count the number of times.



## Bed Time:

- Read or tell your child a story from the Bible or Gracelink lesson. Involve your child by encouraging them to do the suggested actions.
- Ask them if they can think of things that they can do for God.



## Prayer Time:

- Hug your child and encourage them to say a short prayer.
- Pray thanking Jesus for loving us like captain Naman. Than Him for showing us how to help others today.

# GRACELINK@HOME

Beginner Year B, Quarter 3, September



**Big Worship Idea:**  
God is with us

**Big Story:**  
Baby Moses  
Exodus 1;2

**Big Question:**  
How can I show  
God I Love Him  
today?

## Big Verse:

Sing "O Give Thanks Unto the Lord." ( Little Voices Praise Him, 240)  
"O give thanks unto the Lord, Give thanks unto the Lord.  
O give thanks unto the Lord, Give thanks, give thanks unto the Lord.  
O give thanks unto the Lord, Give thanks unto the Lord."  
(Psalm 136:1)



## Morning Time:

- As you pick your child up:
  - Say good morning.
  - Tell them how much you love them.
  - Tell them that they are a special gift from God.
  - Talk about how we are going to have an amazing day.

## Morning Prayer Time:

"Dear Jesus, thank you for loving me and caring for me. Amen"



## Play Time:


As you do the following activity talk about Gods being with us:

- At bath time, use a plastic container with a little doll to represent Moses. Float the container on the water. Say, "God was with Moses and God is with us too." As you watch over your child in the bath, tell them that you are like Miriam who watched over Moses when he was in the water.
- Cuddle and rock your child and say, "Sssh \_\_\_\_\_. God will keep you safe." Show child how to cuddle and rock a soft toy and say, "Sssh, God will keep you safe."
- Go for a walk outside. Pray that God will be with you.



## Bed Time:

- Read or tell your child a story from the Bible or Gracelink lesson. Involve your child by encouraging them to do the suggested actions.
- Ask your child if God was with them today? How can we say thank you to God?



## Prayer Time:

- Hug your child and encourage them to say a short prayer.
- Pray thanking Jesus for His love and care. Thank Him for all the things that He does for us. We love you Jesus.