

# GRACELINK@HOME

Kindergarten Year A, Quarter 2, Week 1



## Big Service Idea:

We serve others when we let them go first.

## Big Story:

The "You First" Way  
(Mark 9:33-35, 41,43-45)

## Big Question:

How can I put others first today?

## Big Verse:

"Jesus... said (point upward) **if anyone** (spread arms open wide) **wants to be first** (hold up index finger) **he must be the very last** (hold up little finger)"  
**Mark 9:35** (palms together, then open).



## Breakfast Time:

- Challenge you family to practice letting others go first today and to report back on their experiences this evening.
- Pray thanking Jesus for putting us first and ask Him for His help to serve others by putting them first.



## Drive Time:

- As you drive, talk about how we can let others go first (for example passing and merging lanes and stop lights). Talk with your child about why it is good to let others go first and how this is serving others.
- Sing a serving/sharing song with your child.



## Play Time:

- Invite others over for a play date and encourage your child to put others first and to share with others. Praise them when they do put others first.
- Take a walk with your child around the yard or house with yourself or siblings and practice letting others go first through doors etc. Debrief with your child about what it means to be first in Jesus' way.



## Bed Time:

- Read the story from the Bible (Mark 10:35-29, 41, 43-45) or from the Bible or GraceLink lesson. Ask, if they have any questions about the story.
- Ask, your child what does the story mean. What does it mean to be first in Jesus' way? Brainstorm ideas to be first in Jesus' way.



## Prayer Time:

- Hug your child and encourage them to say a short prayer.
- Pray thanking Jesus for loving us. Thank Him that we have things to share and then we can always be first in Jesus' and serve others by letting them go first.

# GRACELINK@HOME

Kindergarten Year A, Quarter 2, Week 2



## Big Service Idea:

We can help others be safe.

## Big Story:

A Big Storm  
(Luke 8: 22-25;  
Mark 4:35-41)

## Big Question:

What can we do today to help others be safe?

## Big Verse:

The Lord (point upward) **is with me** (point to self) **I will not** (shake head no) **be afraid** (hug self)

Psalm 118:6 (palms together, then open).



## Breakfast Time:

- Encourage your child that anytime they are afraid they can pray "Jesus please help me" and Jesus will help them just like he helped the disciples in the storm.
- Pray thanking God for the good food and for our health. Thank you for always being there for us especially when we are afraid.



## Drive Time:

- As you drive ask your child what makes them scared. Tell them about how scared the disciples were in the storm and remind them that Jesus helped the disciples. If you are driving into a storm or there is a storm nearby then pray with your child to help you in the storm. Sing a song about being in the storm.



## Play Time:

- Use a washing basket as a boat. Place them in the basket and rock them gently and then rock a bit harder as you tell the story.
- Use a toy boat in the bath tub or in a large bowl and help your child make waves and blow on the boat as you tell the story.
- Go on a boat ride with your child in a row boat or similar and in the middle of the lake or river tell the story to your child and pray together thanking Jesus for keeping us safe, especially when we are afraid.



## Bed Time:

- Read or tell your child a story from the Bible or GraceLink lesson. Ask your child if they have any questions.
- Ask, your child what happened as the disciples and Jesus crossed the lake. What did Jesus do? How does Jesus keep us safe? What can we do when we are afraid? Tell your child a story about when you were afraid and Jesus helped you.



## Prayer Time:

- Hug your child and encourage them to say a short prayer.
- Pray thanking Jesus for loving us, being with us and keeping us safe in the storms. We love you Jesus.

# GRACELINK@HOME

Kindergarten Year A, Quarter 2, Week 3



## Big Service Idea:

We help others when we tell them about Jesus.

## Big Story:

The Woman at the Well  
(John 4:1-42)

## Big Question:

How can we love others like Jesus today?

## Big Verse:

Tell (cup your hands around your mouth) **how much God** (point up) **has done for you** (point at each other)  
**Luke 8:39** (palms together, then open).



## Breakfast Time:

- Tell your family that Jesus loves all people no matter where they come from or what they look like. Challenge your family to love others in the same way today and to try and find someone different they can show the love of the Jesus to today.
- Pray thanking God for the good food He made for us to enjoy with Him. Please help us to love others like you love us today.



## Drive Time:

- As you drive, point out the different things you see around you (different trees, plants, animals and people). Help your child understand that each is special in its own way. Say that people are all special and Jesus loves every one of them.



## Play Time:

- Take your child to a zoo or a butterfly sanctuary or similar and look at all the different interesting animals God has made. Talk about God made different people too and he loves them all just the same. We can help others by telling them about Jesus.
- Help your child prepare a fruit dish or food parcel and take it to someone who needs it. Help your child to tell them about why they are doing it and that Jesus loves the person they are helping and we do too.



## Bed Time:

- Read or tell your child a story from the Bible or GraceLink lesson. Ask your child if they have any questions.
- Ask, What did the women do? Why was the woman surprised when Jesus talked to her? What did she do when she learned who Jesus was? Why do you think that Jesus talked to the Samaritan women? How can we be like Jesus and help others?



## Prayer Time:

- Hug your child and encourage them to say a short prayer.
- Pray thanking Jesus for loving us. Please help us to help and love others like you love us. We love you.

# GRACELINK@HOME

Kindergarten Year A, Quarter 2, Week 4



## Big Service Idea:

We help others because we want to be like Jesus.

## Big Story:

Breakfast with Jesus  
(John 21:1-14)

## Big Question:

How can we show random acts of kindness today?

## Big Verse:

"Jesus said, you should do as I have done for you."  
John 13:15



### Breakfast Time:

- Talk about what it must have been like to have Jesus serve breakfast to His disciples. Challenge your family declare a random acts of kindness day today. Challenge them to be like Jesus and do something to help someone today without being asked and to share their story at the dinner table tonight.
- Pray thanking God for the good food and please help us to open our eyes and see opportunities to show kindness today.



### Drive Time:

- As you drive, look for examples of people helping others. Talk about what they are doing and why they might be doing it.
- Brainstorm ways that we can help others.




### Play Time:

- Take your child fishing and help them to catch a fish or Make some fish with paper clips on them and use a magnet on the end of fishing line to catch the fish. Talk about how Jesus helped the disciples catch fish.
- Make a net out of netting and pretend you are fishing. Help your child to cast the net out of the boat and talk about how the Disciples caught nothing all night but Jesus helped them.



### Bed Time:

- Read or tell your child a story from the Bible or GraceLink lesson. Ask your child if they have any questions.
- Ask, what did the disciples do all night? How did Jesus help them? What did Jesus do to help the disciples when they got to shore? How can we be like Jesus?
- Tell a story when you helped someone or they helped you.



### Prayer Time:

- Hug your child and encourage them to say a short prayer.
- Pray thanking Jesus for loving us and that we can be like Him by helping others.

# GRACELINK@HOME

Kindergarten Year A, Quarter 2, Week 5



## Big Worship Idea:

We can talk to Jesus anytime, anywhere.

## Big Story:

Anytime, Anywhere  
(Mark 1:35-38)

## Big Question:

How can we talk to God anytime anywhere today?

## Big Verse:

**Pray** (fold hands in front of you) **to me, and I** (point index finger upward) **will listen** (touch ears with hands) **to you** (point upward)  
**Jeremiah 29:12** (palms together and then open).



## Breakfast Time:

- Brainstorm with your family some of the places we can talk to God. Tell your family that Jesus talked to God anytime and anywhere and we can too. Encourage your children to put this into practice today and see how it works.
- Pray thanking God for the food, His Love and that we can talk to you anytime and anywhere.



## Drive Time:

- As you drive challenge your child to look out the window of the car and to try and find things to thank God for according to the colours of the rainbow. When you have finished tell your child that we can pray to God anytime and anywhere.



## Play Time:

- Purchase helium filled balloon and using a waterproof texta write on the balloon all the things your child wants to pray about. When you have run out of prayer ideas pray over the balloon before releasing it together and watching it float away.
- Use bubble solution to blow bubbles together. Before your blow bubbles think of something to thank God for and then count the bubbles together. Talk about how like the bubbles float everywhere, we can talk to God anytime and anywhere.



## Bed Time:

- Read or tell your child a story from the Bible or GraceLink lesson. Ask your child if they have any questions.
- Ask your child what do they think about Jesus praying to His father in Heaven? Why did he pray? When did he pray? Why did he pray early in the morning? When is a good time for us to pray? Where can we pray?



## Prayer Time:

- Hug your child and encourage them to say a short prayer.
- Pray thanking Jesus for loving us. Thank you that we can talk to You about anything, anytime and anywhere.

# GRACELINK@HOME

Kindergarten Year A, Quarter 2, Week 6



## Big Worship Idea:

We worship God in Sabbath School and church.

## Big Story:

Jesus Reads in Church  
(Luke 4:16-22)

## Big Question:

How can we help and care for others today?

## Big Verse:

**Let us go** (March in place) **to the house** (Put fingertips together still marching) **of the Lord** (Spread arms open wide, still marching)  
**Psalm 122:1** (palms together, then open).



## Breakfast Time:

- Read Isaiah 61:1-2. Talk about how helping others is part of worshipping God and encourage your family to do something to help others this week and to report back on Friday evening.
- Pray thanking God for the good food. Help us to represent and worship you this week in all we do.



## Drive Time:

- As you drive, see how many churches you can count along the way. Talk to your child about why Jesus went to Church and why we go to Sabbath School and church too. Sing a song about going to Church.



## Play Time:

- Help your child to build a church out of blocks or other material. Use toy cars to drive the people to church and sing the song "This is the way we walk/drive to church". Use toy people to act out the different parts of the church service and sing the song above for the different parts of the service.
- Help your child paint/draw a picture of a church and write the memory verse on it. Place it on a wall somewhere in the house.



## Bed Time:

- Read or tell your child a story from the Bible or GraceLink lesson. Ask your child if they have any questions.
- Ask, Why did Jesus go to Church? Why do we go to Church? What do you like best about Sabbath School and church? Who reads from the Bible in our church? When we go to Church we are worshipping God! Tell your child a story about your favourite church day and why it was so special.



## Prayer Time:

- Hug your child and encourage them to say a short prayer.
- Pray thanking Jesus for loving us. Thank Him that we can worship Him at church and everyday of the week in everything that we do. We love you.

# GRACELINK@HOME

Kindergarten Year A, Quarter 2, Week 7



## Big Worship Idea:

We praise God for taking good care of us.

## Big Story:

Healed at Last!  
(Mark 5:21-32)

## Big Question:

How can we use out hands and feet to worship God today?

## Big Verse:

**Give** (move right hand from right chest, palm facing left, forward in large arc) **thanks** (put fingertips to your lips, move your hand away from your mouth) **to the Lord** (move right hand, palm facing left, from above head downward in front of face in an inward arc)  
**1 Chronicles 16:8** (palms together, then open).



## Breakfast Time:

- Brainstorm with your family ways to use our hands and our feet to worship God. Challenge your family to use their hands and feet to worship God today.
- Pray thanking God for the good food and His Love. Thank Him for caring for us and keeping his promises.



## Drive Time:

- As you drive look for examples of people and animals caring for each other. Talk about how God cares for us. Try and count together the different ways that Jesus cares for your family.
- Sing a song about how God cares for us.



## Play Time:

- Use some butcher paper to trace your child's hands and feet. Help your child to decorate them and then write around them ways that we worship God with our hands and feet
- Act out the story of the women reaching out and touching the robe of Jesus. Ask your child how we can reach Jesus and how we can thank him for taking good care of us.



## Bed Time:

- Read or tell your child a story from the Bible or Gracelink lesson. Ask your child if they have any questions.
- Ask, What does it feel like to be sick? How about being sick for 12 years. Ask your child how they felt when they were better. How did the women feel when she was better? What did she do? What did Jesus do? How can we praise God for taking good care of us? Talk about a time when God took care of you in a special way.



## Prayer Time:

- Hug your child and encourage them to say a short prayer.
- Pray thanking Jesus for loving us. Thanks you for taking good care of us every day when we are happy and sad, sick and well. Thank You for loving your family. We love Him too.

# GRACELINK@HOME

Kindergarten Year A, Quarter 2, Week 8



## Big Worship Idea:

We worship Jesus when we thank Him.

## Big Story:

One Said Thank You  
(Luke 17:11-19)

## Big Question:

How do we thank God for what He has done today?

## Big Verse:

Sing the memory verse to the tune of Alleluia.  
God I'll give You thanks forever, thanks forever, thanks forever;  
God, I'll give You thanks forever. Psalm 30, verse 12.



## Breakfast Time:

- Discuss with the family the importance of saying thank you. Challenge them to put that into practice today. Talk about the importance of saying thank you to Jesus as well for all that he does for us. Explain why we say grace.
- Pray thanking God for the good food, His love and for all He has done for us and ask him to help us be thankful today.



## Drive Time:

- As you drive, look out the window for things you can be thankful for. At the end of your journey sing a thank you song and say a prayer of thanks to Jesus for all these things.
- Say the memory verse together.



## Play Time:

- Use play dough or similar to make the ten lepers and Jesus and his disciples and then act out the story with your child.
- Go on a walk with your child stopping regularly to observe things around you and pray short thank you prayers.
- Help your child draw or paint the lesson story.



## Bed Time:

- Read or tell your child a story from the Bible or GraceLink lesson.
- Ask, how many men had leprosy. What did Jesus do? What did the lepers do? How many remember to thank Jesus. What can we be thankful for today? Tell your child a story when you were truly thankful. Ask your child if they have any questions about the story.



## Prayer Time:

- Hug your child and encourage them to say a short prayer.
- Pray thanking Jesus for loving us and all you do for us. Help us to remember to be thankful. We love you.



# GRACELINK@HOME

Kindergarten Year A, Quarter 2, Week 9



## Big Worship Idea:

We worship God when we give cheerfully.

## Big Story:

The Poor Widow's Offering  
(Luke 21:1-4;  
Mark 12:41-44)

## Big Question:

How can we give cheerfully today?

## Big Verse:

Sing to the tune of No.20, LVPH.

God loves a cheerful giver, cheerful giver, cheerful giver, God loves a cheerful giver; Cheerful givers God loves.



## Breakfast Time:

- Challenge your family to think of ways that they can give today. Encourage each family member to come up with a project and put it into action and report back.
- Pray thanking God for the good food, His Love and all the gifts that He has given to us.



## Drive Time:

- As you drive, look for examples of people giving to others of their time, money or possessions. For example you drive past a clothing bin talk about how people give clothes to help others.



## Play Time:

- Make a self-denial bank. Decorate a piggy bank or box or similar. Decide on a project you are going to give to and talk about what self-denial means. Help your child to fill the self-denial bank. Maybe the whole family could help.
- Help your child to fill a SHINE challenge family worship box. Help your child to choose one of their toys to place in the box. Pack the box together and take it to the conference office.



## Bed Time:

- Read or tell your child a story from the Bible or GraceLink lesson. Ask your child if they have any questions.
- Ask who brought offerings to the temple that day when Jesus was watching? Why do you think Jesus said that the women put more offering in than all the others? How do you think the woman felt when she gave her offering? How should we feel about giving our offerings?



## Prayer Time:

- Hug your child and encourage them to say a short prayer.
- Pray thanking Jesus for loving us and for all the gifts that He has given us. Please help us to give cheerfully. We love you.

# GRACELINK@HOME

Kindergarten Year A, Quarter 2, Week 10



## Big Community Idea:

We have fun with our family and friends.

## Big Story:

Jesus goes to a Party  
(John 2:1-11)

## Big Question:

How can we create happiness for others today?

## Big Verse:

**Burst into songs of joy** (crouch on the floor and jump up with arms raised) **together** (spread arms out wide)  
**Isaiah 52:9** (put palms together and then open).



## Breakfast Time:

- Prepare a special gourmet breakfast or take your family somewhere special for breakfast. Tell your family that it is great to do fun things together and challenge them to each plan a special surprise to create fun and happiness for others.
- Pray thanking God for the food. Praise God for the fun we have



## Drive Time:

- As you drive talk, about some of the fun times you have had with family and friends. Help your child plan their special surprise for the family. Sing a happy family song.




## Play Time:

- Use play dough to act out the story. When Jesus turns the water into wine give your child their favourite juice and enjoy the juice together and then look at wedding photos together.
- Plan a special party for your family for Friday night. Invite special friends. Plan the menu and go shopping together for the food and prepare it together. Take extra special care to choose some special juice for the meal.



## Bed Time:

- Read or tell your child a story from the Bible or GraceLink lesson.
- Ask your child how they think the servants would have felt when Jesus did what he did? How do you think Jesus' family and friends felt? How did Jesus change water into Juice? Do you think Jesus wants us to be happy with our family and friends too?
- Talk about some special occasions your family has celebrated.



## Prayer Time:

- Hug your child and encourage them to say a short prayer.
- Pray thanking Jesus for loving us. Thank Him for giving us the ability to have fun. We love you.

# GRACELINK@HOME

Kindergarten Year A, Quarter 2, Week 11



## Big Community Idea:

Jesus calls us to be His friends.

## Big Story:

Follow Me  
(Luke 5:1-11;  
John 1:35-42)

## Big Question:

How can we be helpers for Jesus today?

## Big Verse:

You (point to others) are my (point to self) friends (hug self)  
John 15:14 (palms together and then open)



## Breakfast Time:

- Brainstorm about ways you can be helpers for Jesus at home, preschool and church. How are we following Jesus when we are helpers?
- Pray thanking God for food, His love and help us to follow Him and be His helpers today.



## Drive Time:

- As you drive, look for examples of people helping and discuss with your child ways you can help Jesus and be their friend. Sing a song about helping.




## Play Time:

- Visit an aquarium or pet shop and look at the different types of fish. Set up a fish tank and show your child how to care for the fish
- Go fishing with your child or go to a place where you can watch people catching fish. Talk about what Jesus did to help his friends and what he asked the friends to do. Ask your child how can we help our friends? How can we follow Jesus?
- Invite friends over for a play date and play pretend fishing games.



## Bed Time:

- Read or tell your child a story from the Bible or GraceLink lesson. Ask your child if they have any questions.
- Ask; What did Jesus do to help his friends? How can we help our friends? What did Jesus ask his friends to do? How can we follow Jesus? Tell a story when you helped your friends or when you followed Jesus.



## Prayer Time:

- Hug your child and encourage them to say a short prayer.
- Pray thanking Jesus for loving us. Help us to be helpful at home and to others. We love you.

# GRACELINK@HOME

Kindergarten Year A, Quarter 2, Week 12



## Big Community Idea:

Friends always care for each other.

## Big Story:

Special Friends  
(John 3:1-21;  
7:45-53; 19:38-42)

## Big Question:

How can we care for others today?

## Big Verse:

A friend (hold hands with a friend) loves (cross arms over chest) at all times (spread arms wide)

Proverbs 17:17 (put palms together and then open).



## Breakfast Time:

- Talk about the ways Jesus cares for your family every day and then discuss ways you can care for each other.
- Pray thanking God for the good food, His love and for being our friend. Please help us to care for others today like you care for us.



## Drive Time:

- As you drive, look for examples of friends caring for each other.
- Discuss why they might be caring for them. Talk about how Jesus cares for us and we can care for others too, especially our family and friends. Sing a song about Jesus' love.



## Play Time:

- Help your child take the heart to heart card made in Sabbath School to a friend or make a card that says Jesus loves you and encourage your child to read the card and give it to a friend.
- Play hide and seek with your child pretending to be Nicodemus looking for Jesus. When you find your child share a loving hug. Talk about special friends of the family and why they are special.
- Look at the night sky and talk about how Jesus cares for us all through the night and day.



## Bed Time:

- Read or tell your child a story from the Bible or Gracelink lesson.
- Ask; Why did Nicodemus look for Jesus at night? How was Nicodemus a loyal friend? How can our family be Jesus' friends? How can we care for others? Tell your child a story about how you're cared for your best friend or how they cared for you.



## Prayer Time:

- Hug your child and encourage them to say a short prayer.
- Pray thanking Jesus for loving us. Help us to care for others and be good friends. We love you.

# GRACELINK@HOME

Kindergarten Year A, Quarter 2, Week 13



**Big Community Idea:**  
Friends share with others.

**Big Story:**  
A Little Boy Shares  
(Matthew 14:13-21; Mark 6:32-44)

**Big Question:**  
How can we share today?

## Big Verse:

**Do not forget** (shake head no) **to share** (put hand on chest moving forward in an ark to waist level) **with others** (point to several others)  
**Hebrews 13:16** (palms together and then open).



## Breakfast Time:

- Make five warm barley loaves and fish or mock fish for breakfast. As you eat remind your family of how the little boy shared his lunch with Jesus who when used the lunch to feed lots of people. Talk about things that you can share that Jesus can also use. Why is it important to share with others?
- Say a prayer thanking Jesus for the food.



## Drive Time:

- As you drive, look for examples of people and animals sharing and talk about how friends share with others. Discuss ways your child can share with their friends. Sing a sharing song.




## Play Time:

- Collect some food/make some food/ buy some food with your child and deliver it to a neighbour or to a community group to share with others
- Help your child to make a sandwich or snack to share with you or with friends. Talk about how it makes us feel when we share and hoe it make others feel.
- Act out the story using barley roles and fish biscuits.



## Bed Time:

- Read or tell your child a story from the Bible or Gracelink lesson.
- Ask; Who took the little boy with his lunch to Jesus? What did Jesus do with the little boy's lunch? Was it easy to share? How can we share with others?



## Prayer Time:

- Hug your child and encourage them to say a short prayer.
- Pray thanking Jesus for loving us. Thank Him for loving us and for all that He has given us. Pleas help us to share like the little boy did. We love you.