

GRACELINK@HOME

Beginner Year A, Quarter 4, October



Big Service Idea:
We can care for others

Big Story:
Jesus heals a little girl
(Mark 5:21-43)

Big Question:
How can we care for others today?

Big Verse:

"I pray (place palms together) **that your health** (Make fists, put arms in air with elbows bent and flex muscles) **Is good** (Jump)"
3 John 2 (palms together, then open).



Morning Time:

- As you pick your child up:
 - Say good morning
 - Tell them that you are glad that they are happy and well
 - Jesus doesn't like it when we are sick
 - Today we are going to remember people who are sick and pray for them

Morning Prayer Time:

- "Dear Jesus, thank you for my lovely food and please be with all the sick people today. Amen"



Play/Bath Time:

As you do the following activity talk about how we can care for each other:


- Make a little bed on the floor for a teddy or favourite toy and tell you child that teddy is sick
- Ask the child to help the teddy feel better by giving it some food and drink and maybe some hugs as well.

At Bath time talk about ways your child can use the body part to help others. Make a card and some biscuits to give to a person who is sick.



Bed Time:

- Read or tell your child a story from the Bible or GraceLink lesson.
- Ask, if they have ever been sick or know someone who is sick.
- Tell them that Jesus wanted the sick girl to be well and happy and he also wants us to help people.



Prayer Time:

- Hug your child and encourage them to say a short prayer.
- Pray thanking God for making us happy and helping us to serve Him by helping people who are sick.

GRACELINK@HOME

Beginner Year A, Quarter 4, November



Big Grace Idea:
Jesus cares for
your and me

Big Story:
The good
shepherd
(Luke 15:4-7)

Big Question:
How does Jesus
care for us?

Big Verse:

Sing the to the tune "here we go round the mulberry bush".
"Be happy with me, I have found my sheep,
Be happy with me, I have found my sheep,
Be happy with me, I have found my sheep,"
Luke 15:6



Morning Time:

- As you pick your child up:
 - Say good morning
 - Tell them how glad that you are that Jesus has looked after them during the night and tell them how much Jesus loves and cares for them.

Morning Prayer Time:

- "Dear Jesus, thank you for my lovely food and for caring for me last night. Amen."



Play/Bath Time:


As you do the following activity talk about how Jesus cares for us:

- Play hide-and-seek with your child (Make sure you give them lots of hugs when you find them). Hide some plastic toy sheep and help the child look for them.
- Make a fence for some toys and explain that the toys are safe because they can't get out. Play a game where you call out "Little Lamb, little lamb where are you?" and your child answers with a sheep sound (you can play this game with other animals)



Bed Time:

- Read or tell your child a story from the Bible or GraceLink lesson.
- Ask them who cared for the sheep? Who cares for you?
- Tell them that just like the good shepherd cared for his sheep Jesus cares for them.



Prayer Time:

- Hug your child and encourage them to say a short prayer.
- Pray thanking God for loving and caring for us so much

GRACELINK@HOME

Beginner Year A, Quarter 4, December



Big Worship Idea:
We Love Jesus

Big Story:
Baby Jesus is
Born
(Luke 2:1-12)

Big Question:
How can we
show that we
love Jesus?

Big Verse:

"I (point to self) **Love** (cross arms over chest) **You, O Lord** (point to heaven)"

Psalm 18:1 (palms together, then open).



Morning Time:

- As you pick your child up:
 - Say good Morning
 - Tell them how much you love them and how much we love Jesus.

Morning Prayer Time:

- "Dear Jesus, thank you for my lovely food and thank you for loving me. We Love you. Amen"



Play Time:


As you do the following activity talk about how we can show that we love Jesus:

- Make a large star and play a game where you and your child follow the star.
- Arrange stuffed animals into a corner, wrap up a doll in a blanket and put the doll in the middle of the animals. Talk about how happy you are that baby Jesus is born.
- Sing happy birthday to a doll and give your child a donkey ride to look for a place to see the baby Jesus.



Bed Time:

- Read or tell your child a story from the Bible or GraceLink lesson.
- Ask, where was baby Jesus born? Why was he a special baby? Who was excited to see him? Are you glad Jesus was born? How can we show Jesus that we love him?



Prayer Time:

- Hug your child and encourage them to say a short prayer.
- Pray telling Jesus how much we love him and thanking him for loving us and coming to the earth as a baby.