

GRACELINK@HOME

Beginner Year B, Quarter 1, January



Big Service Idea:
I obey and help others.

Big Story:
Little Jesus, the Happy Helper.
Luke 2:21, 39, 40, 51,

Big Question:
How can I obey and be helpful today?

Big Verse:

Sing the big verse to the tune of 'Mary had a little lamb'. **"Jesus was obedient, obedient, obedient. Jesus was obedient" obedient, obedient.**
Luke 2:51



Morning Time:

- As you pick your child up:
 - Say good morning.
 - Tell them how much you love them.
 - Tell them how much Jesus loves them.
 - Explain that today we are going to be kind to each other and find ways to show our love by obeying and helping.

Morning Prayer Time:

- "Dear Jesus, thank you for my lovely food and help me to obey and be helpful today. Amen"



Play/Bath Time:

As you do the todays activities talk about being obedient and helpful:


- Helping to pick up toys; helping to feed the pets; helping to clean the house. Explain to your child that Jesus obeyed and helped and that you are proud of them for being like Jesus.
- Make up your own helping song.

At Bath time talk about the ways your child has been obedient and helpful. Thank them for being such an obedient helpful child. Remind them how much you love them.



Bed Time:

- Read or tell your child a story from the Bible or Gracelink lesson.
- Ask if they have any questions about the story that you read.
- Ask your child if they want to be like Jesus. Encourage them to suggest things they can do to be more like Jesus.



Prayer Time:

- Hug your child and encourage them to say a short prayer.
- Pray thanking God for showing us how to be loving, helpful and obedient. Thank Him for always loving us.

GRACELINK@HOME

Beginner Year B, Quarter 1, February



Big Grace Idea:
Jesus loves me all
the time

Big Story:
Zacchaeus
Climbs a Tree
Luke 19:1-10

Big Question:
How does Jesus
show His love for
us?

Big Verse:
Sing the to the tune 'Jesus is love'.
"Love, God is love;
Love, God is love
God loves (childs name) because God is love"



Morning Time:

- As you pick your child up:
 - Say good morning
 - Tell them how much you love them.
 - Tell them how glad you are that Jesus loves them too.

Morning Prayer Time:

- "Dear Jesus, thank you for my lovely food and for loving me all the time. Amen."



Play/Bath Time:

During the following activities talk about how much Jesus loves us:


- Hold your child on a chair and talk about how Zacchaeus climbed a tree to see Jesus.
- Play games with a teddy and soft toys, putting them up high so that they can see Jesus.
- Practice making happy faces and jumping for joy as Zacchaeus did when he realised that Jesus loved him.

Put a collection of plastic animals in the bath and talk about how they need to climb onto the edge of the bath to see Jesus. Tell your child how much Jesus loves them.



Bed Time:

- Read or tell your child a story from the Bible or GraceLink lesson.
- Ask them why Jesus went to Zacchaeus house? Do you think Jesus loves you?
- Tell them that just like Jesus loved Zacchaeus Jesus loves them.



Prayer Time:

- Hug your child and encourage them to say a short prayer.
- Pray thanking Jesus for loving and caring for us so much even though we are only little. Tell Him how much we love Him too.

GRACELINK@HOME

Beginner Year B, Quarter 1, March



Big Worship Idea:
I can sing praises
to Jesus.

Big Story:
The great parade
Luke 19:28-44

Big Question:
How can we
show that we
love Jesus?

Big Verse:
"I (point to self) **Love** (cross arms over chest) **You, O Lord** (point to
heaven)"
Psalm 18:1 (palms together, then open).



Morning Time:

- As you pick your child up:
 - Say good morning
 - Tell them how happy you are that God gave them to you.
 - Talk about how we are going to have a happy day and sing songs about our lovely God.

Morning Prayer Time:

- "Dear Jesus, thank you for my lovely food and thank you for making us happy. We Love you. Amen"



Play Time:


As you do the following activity talk about how we can praise Jesus:

- March around the room with pretend trumpets or trumpets made out of paper. Shout "I love you God - hosanna!"
- Walk around your home and street, finding things to praise Jesus for.
- Help your child to pretend to be a donkey and make clip clop noises and they walk along carrying a soft toy.
- During bath time, make big splashes and shout "hosanna, I love you Jesus!"



Bed Time:

- Read or tell your child a story from the Bible or Gracelink lesson. Involve your child by making happy and sad voices and faces. Get them to help out with the sound effects for your story (donkey clip clop, people etc).
- Ask, what did we do today to praise Jesus?



Prayer Time:

- Hug your child and encourage them to say a short prayer.
- Pray telling Jesus how much we want to praise Him. Thank Him for hearing us when we sing praises to Him.